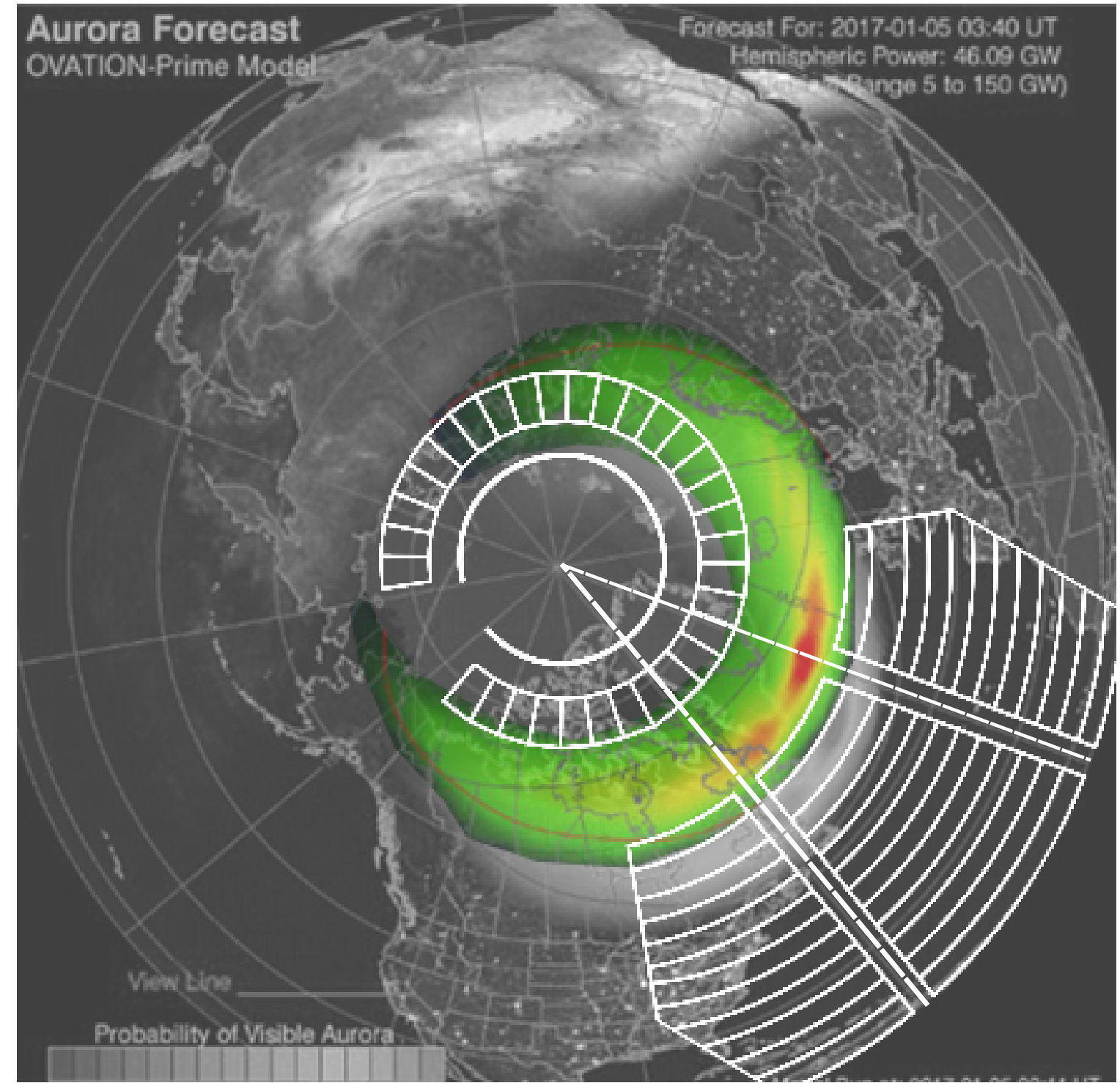




DIAGRAM PLANETARIUM

Since the people need to know about the phenomena and how that happen. So, the 20-meter diameter sphere planetarium which features a Digital Dome Projection System to display a hyperrealistic view of the northern lights, in result of having a authentic experience and education of the light. Also, it will give a full explanation on how the northern lights occur on earth and how the phenomena occur



SITTING AREA

Since the sitting area is the main part of the building, in result, it is designed to have the combination of the top view of the volcano and the northern light phenomena which occur on the altitude /longitude of the earth.

The sphere planetarium represents the center of the volcano and the sitting area represents the edge of the volcano.

The walkway of the sitting area represents the altitude & longitude of the earth where the northern light exist.